



# expand BrochureStand Set-up Instruction




1. Open the carry bag and remove the display




2. Begin to pull up the literature holder



3. Pull the unit all the way up



4. Connect the heavy duty magnets



5. The expand BrochureStand is ready for your marketing literature