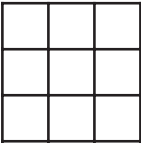

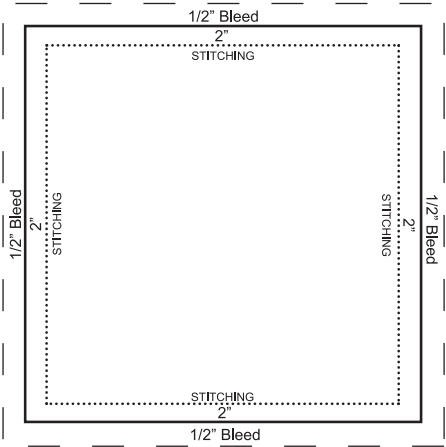

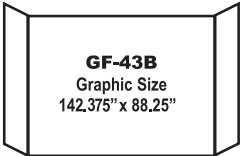
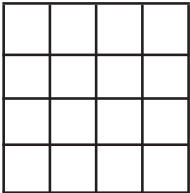
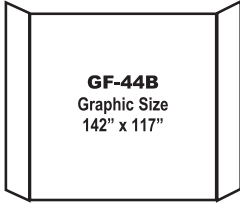
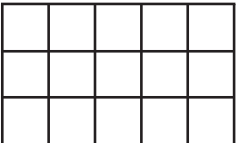
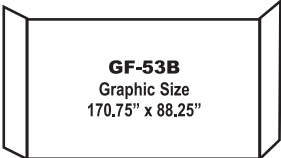
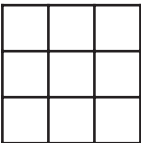





FRAME TYPE	FRAME GRID	Graphic Sizes (Straight Face) width x height	Graphic Sizes (with 12.5" End Caps) width x height	Graphic Preparation Notes
3x3 (Straight) PFK-33 7.5' x 7.5' 90" x 90"		GF-33A Graphic Size 88.25" x 88.25"	 GF-33B Graphic Size 113.25" x 88.25"	 <p>Try not to place any Logos and/or Text within 2" area from edge of the graphic - this area is used to stitch (sew) on the velcro used to attach the fabric to the frame. 1/2" Bleeds all around</p> <p>This also applies to the End Caps if they are required.</p> <p>Keep in mind that the best viewable area of your display is the top 2/3's, the bottom 1/3 is more difficult to view and often becomes partially blocked by items such as chairs.</p> <p>End caps are always 12.5" wide and the height of the display. Images can flow from the face around the End caps keeping in mind the stitching warning above.</p>
4x3 (Straight) PFK-43 10' x 7.5' 120" x 90"		GF-43A Graphic Size 117.375" x 88.25"	 GF-43B Graphic Size 142.375" x 88.25"	
4x4 (Straight) PFK-44 10' x 10' 120" x 120"		GF-44A Graphic Size 117" x 117"	 GF-44B Graphic Size 142" x 117"	
5x3 (Straight) PFK-53 12.5' x 7.5' 150" x 90"		GF-53A Graphic Size 145.75" x 88.25"	 GF-53B Graphic Size 170.75" x 88.25"	
3x3 (Curved) PFK-33C 7.5' x 7.5' x 2' 90" x 90" x 24"		GF-33AC Graphic Size 80" x 88.25"	 GF-33BC Graphic Size 105" x 88.25"	
4x3 (Curved) PFK-43C 10' x 7.5' x 2'.666" 120" x 90" x 32"		GF-43AC Graphic Size 106" x 88.25"	 GF-43BC Graphic Size 131" x 88.25"	

For assistance with pop-up frames email us at art@brandsoluitonsonline.com